

Drawing, Painting, Sculpture +

What's on



@ Your Gallery



The Niagara Falls Art Gallery's Catalogue of A.B.I.L. Workshops

Connectable Arts Lessons Available For Schools: Niagara Region & Beyond



www.niagarafallsartgallery.ca

Follow Us On Social





ART BASED INTEGRATED LEARNING WORKSHOPS FOR THE A.B.I.L. STUDENT

SCHOOL PROGRAMS

Available In Person & Virtual

PHONE: 905.356.1514 Email: info@niagarafallsartgallery.ca Online@ www.niagarafallsartgallery.ca

ABOUT OUR CONNECTED WORKSHOPS

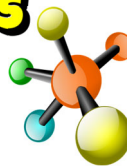
Our Art Based Integrated Learning (ABIL) workshops are complimentary to the Ontario curriculum and are designed to enhance classroom studies of many disciplines. Each workshop connects various elements and principles of design while learning about other relevant topics including math, sciences, history, drama, cultural, seasonal topics and more. A general rubric is available by request and may assist with assessment through connected learning.

The Core Workshops provide a well rounded foundation in art concepts and techniques,

while the Supplemental Workshops use art skills and ideas to connect with the other disciplines.

Due to the demand by schools for the ABIL workshop program, we may be booked when you call. Please do not hesitate to be added to our waiting list and you will be notified once an opening occurs. Some workshops may be available in French. Please Inquire.

You may wish to visit our web site at www.niagarafallsartgallery.ca for teacher resource information such as workshop rubrics, classroom connections, and home-links.



Join Today & Save!

ART STARS

Discount Program

- Silver Star &
- Gold Star

Members and Benefits
ASK STAFF FOR DETAILS

More details available next page.

EXPERIENCES & COSTS:

Terms apply.
Call for details.



Our ABIL workshops are approximately 75~90 mins for Grades 1+ and approximately 60 mins for ELKP. Prices listed are for schools within Provincial Boards of Education. Private Institutions, Homeschool groups, and other institutions, please contact for availability & pricing. They are able to be reserved in the following experiences:



Traditional Workshops

Artists physically in the Classroom.
Our artists will visit your school and come to your classroom fully equipped to deliver the lesson to your students. Materials are included for most workshops (some exclusions—please see workshop list for details).

Niagara Region

Boards Of Education Schools:

Price: \$8/student

Silver & Gold Star Members Price: \$7/student*

*See Our Star Member Programs Next Page!

Out Of Region**

Boards Of Education Schools:

Price: \$12/student

**Contact for qualifications



VIRTUAL WORKSHOPS



Virtual Workshops

LIVE Artists visit your classroom Digitally!

Our instructor is virtually transported into your classroom through **MICROSOFT TEAMS!***
Our lessons are secure & perhaps our **clearest** delivery method as you can project a large, easily seen display for everyone!

You can also choose either a **materials included**** or **use your own materials** option to work with what's best for your class!
All you need is an internet connection, a computer/laptop, a projector with speaker and an optional webcam! *Please Note:*
Some workshops not available in Virtual format.

*Software may already be installed on your system, or accessed through a browser. Contact your technical support for inquiries.

Niagara Region Boards Of Education Schools:

Use Your Own Materials Virtual Lessons

\$5/student

Materials Delivered Lessons

(**Delivered to your school prior to the workshop!)

\$10/student

Out Of Region Boards Of Education Schools:

Use Your Own Materials Virtual Lessons

\$5/student

Materials Delivered Lessons

(Please Contact To See If You Qualify)

\$15/student





ART BASED INTEGRATED LEARNING WORKSHOPS FOR THE A.B.I.L. STUDENT

SCHOOL PROGRAMS

Available In Person & Virtual

PHONE: 905.356.1514 Email: info@niagarafallsartgallery.ca Online@ www.niagarafallsartgallery.ca

RESERVATION CHECKLIST FOR TEACHERS

Please have the following required information available when calling to reserve your workshop(s):

- School's Name
- Teacher's Name(s)
- Contact phone number & email(s)
- Interested date(s) and time(s) (please have alternate dates available in case your chosen day is already booked)
- Grade level(s)
- Estimate number of students
- Workshop(s) you have chosen (see following lists)
- Please notify the Gallery of your school's bell times.



RESOURCES

Links To Rubrics, Guides, Videos & More!

Scan any of these QR codes with your smart phone to use!

Links For Contact & Rubrics

CALL

EMAIL

Rubrics, Extensions +

Links To Free Arts Education Videos

Website

YouTube
Subscribe To Our Channel
Niagara Falls Art Gallery

kids Arts day EVERYDAY!

Follow us on social media for more news, announcements, offers & more!



BECOME AN ART STAR AND SAVE!

One of the Niagara Falls Art Gallery's primary educational focuses has been to provide financially accessible programming to students. With our ART STARS program, we offer our exclusive school workshop pricing but also offer even greater savings and benefits to those who participate in multiple workshops! (Niagara Region Only)



Silver Star Partners:

Save \$1.00/student/workshop (16% Discount)

Join this program if you reserve and complete

3 or more workshops for your classroom!

Students who *participate* in the Silver Star Program will also be able to enter one of our intermediate programs offered at any of our three regional locations (a minimum savings of \$600 per student based on our beginner's certificate program.)

Please note: Full discount *is applied* to the FINAL workshop in series. Minimum of 3 applies.*



Gold Star Partner:

Save \$1.00/student/workshop (16% DISCOUNT+ BENEFITS) (See Below for details!)

Join this program if your *entire school* reserves & completes 3 or more workshops for your classrooms.

Please note: Full discount *is applied* to the FINAL workshop in series. Minimum of 3 applies.*

You will **ALSO** receive upon completion:

Student Awards of Achievement: At the end of the school year, your school will receive a certificate of achievement from the Niagara Falls Art Gallery for 1 student from each grade level that has displayed outstanding achievement in art during the year.

Student Bursaries: At the end of the school year, your school will receive 1 bursary voucher from the Niagara Falls Art Gallery for *each recipient* of the Gallery's Award of Achievement valid for 1 free student enrolment into a course offered at one of our three regional locations (a 7-week session valued at \$100 CAD - see course schedules for details) - Over \$16,000 in bursaries were awarded last year alone!

Exclusive Award of Distinction: Presented to your school at the end of the year, this accreditation is in recognition of your support of the arts which can be prominently displayed.

Student Advantages: Students who *participate* in the Gold Star Program will also be able to enter our intermediate programs offered at any of our locations (a minimum savings of \$600 per student based on our beginner's certificate program.)

***Call us for full program details.**

INDEX OF WORKSHOPS

The following list of school workshops have been categorized into cross curricular topics and have been coded for appropriate grade divisions for your convenience. Please check the division column to ensure that the workshop is available for your grade. We always recommend that classes who are unfamiliar with our programs, or in the primary division (grades 1-3), begin with the **CORE** workshops and progress to some of the other programs. Workshop choices for **KINDERGARTEN** classrooms are *restricted* to our **KINDER** programs listed below. Rubrics for many of the workshops are available upon request and may contain curricular expectation information. Special request workshops may be available provided there is sufficient development time for staff.

LOOK!

These media symbols are beside the workshop descriptions in the following pages for quick "Type" identification.



DRAW



SCULPT



PAINT

These represent the typical medium of the workshop however some workshops may be adaptable to another medium.

Please inquire.

KINDER		APPROPRIATE DIVISION	
Workshop Categories			
KINDERART	WORKSHOP NAME	JK	SK
	K01 KINDER COLOUR	●	●
	K02 KINDER PAINT	●	●
	K03 KINDER KLAY	●	●
	K04 KINDER ANIMALS	●	●
	K05 KINDER PORTRAIT	●	●
	K06 KINDER TOUCH	●	●
	K07 KINDER SHAPES	●	●
	K09 BODY BUILDING	●	●
	K10 DINOS IN CLAY	●	●
	K11 POP-UP CLAY RELIEF	●	●
	K12 KINDER PATTERNS	●	●
	K13 KINDER MOTION	●	●
	K14 E I E I OH!	●	●
	K15 KINDER HOLIDAYS	●	●
	K16 KINDER TALES	●	●
	K17 KINDER CARTOONS	●	●

Grades 1—8		APPROPRIATE DIVISION		
Workshop Categories				
Workshop #	WORKSHOP NAME	P	J	I
CORE Workshops—DRAW (1-9)				
	W001 Drawing Feelings	●		
	W002 Drawing Occupations	●		
	W003 Apples to Oranges (Still Life)	●	●	●
	W004 Floral Still Life	●	●	●
	W005 Landscape in Perspective	●	●	●
	W006 Light and the World		●	●
	W007 A: Urban & Rural	●		
	W007 B: The City		Gr 6	●
	W008 Drawing from Still Life		●	●
	W009 Life Drawing			●
CORE Workshops—PAINT (10-19)				
	W010 Pots of Paint	●	●	●
	W011 Painting and Percentages		●	●
	W012 Making Compliments	●	●	
	W013 Sticks & Stones (Unusual Tools)		●	●
	W014 Printmaking	●	●	
	W015 Monochrome Landscape	●	●	●
CORE Workshops—SCULPTURE (20-29)				
	W020 Mud to Art	●	●	
	W022 Finding Relief in Mud	●	●	●
	W023 The Muddy Head		●	●
	W024 Comics in Clay		●	●
	W025 Sculpt an animal	●	●	●







Scan To View Online Program Information, Catalogue & More!

Workshop Categories		APPROPRIATE DIVISION		
Workshop #	WORKSHOP NAME	P	J	I
ESSENTIAL WORKSHOPS				
LOOKING AT OURSELVES (30-39)				
W030	My Reflection	●	●	●
W031	Ourselves & Cartoons	●	●	●
COMMUNICATING WITH ART (40-49)				
W040	Illustrate a Story			●
W041	The Comic Strip		●	●
W042	Editorial Cartoon			●
W043	Poster Pizazz		●	●
W044	The Illustrated Haiku		●	●
ART & DRAMA (50-59)				
W050	Animal Masks	●	●	●
W052	Helmet Masks		●	●
W053	Finishing Touches	●	●	●
W054	Flying Fox Bat Masks	●	●	
W055	ART & DRAMA The Workshop!	●	●	
ART & MATH (60-69)				
W060	Coordinate Coordination		●	●
W061	Tangrams & Tessellations	●	●	
W062	OP Art (Optical Illusions)		●	●
ART & SCIENCES				
INSECTS (70-79)				
W071	As Cute as a Bug	●	●	
W072	Catching the Colours	●		
W073	The Relief of Butterflies	●		
W074	The Butterfly Lifecycle	●	●	
W075	Insects—Close Up		●	●
ANIMALS (80-89)				
W080	Animals on the Farm	●	●	
W081	In The Wild	●	●	●
W082	At Home	●		
W083	Artistic Amphibians	●	●	●
W084	Endangered Species	●	●	●

Workshop Categories			APPROPRIATE DIVISION		
Workshop #	WORKSHOP NAME	P	J	I	
W085	Baby Animals	●	●		
W086	Rainforest Animals	●	●	●	
W087	Jungle Animals	●	●	●	
W088	Arctic Animals	●	●	●	
W089	Canadian Animals	●	●	●	
Paleontology (90-99)					
W090	Broken Down Dino	●	●		
W091	Dinos Close Up	●	●		
W092	Sulpta Dino	●	●	●	
W093	Making Fossils		●	●	
OUTER SPACE (100-109)					
W100	Space Scapes		●	●	
W101	Alien Imagination	●	●	●	
PLANTS & ECOSYSTEMS (110-119)					
W110	Botanical Breakdown	●	●	●	
W111	Plants in their Seasons	●	●		
W112	Ponds & Plants		●	●	
W113	Ecosystems-The Rainforest		●	●	
W114	Ecosystems-Wetlands		●	●	
W115	Ecosystems-The Desert		●	●	
W116	Ecosystems-The Arctic		●	●	
W117	The Water Cycle	●	●	●	
THE OCEAN (120-129)					
W120	Coral, Fish & Whales	●	●	●	
W121	The Ocean Floor	●	●	●	
W122	Sea Shells & Sea Shores	●	●	●	
EARTH (130-139)					
W130	Energy & Our World	●			
W131	Weather Wise		●	●	
W132	Violent Earth		●	●	
W133	Our Changing World	●	●	●	
W134	The Rockies		●	●	
W135	The Prairies		●	●	
W136	Niagara Perspective		●	●	
W137	Recycling	●	●	●	

Workshop Categories		APPROPRIATE DIVISION		
Workshop #	WORKSHOP NAME	P	J	I




FLIGHT (140-149)				
 W140	Bird in the Hand	●	●	
 W141	Flying High		●	●
 W142	Create A Decorative Kite	●	●	
 W143	Principles of Flight		●	●

ART & HISTORY

N. American (150-159)







 W152	Pioneer Life	●	●	
 W153	Western Pioneer		●	●
 W154	New France		●	●
 W155	The Plains Of Abraham		●	●
 W156	Canadian Government		●	●
 W157	Canadian Coin Relief		●	●

WORLD (160-169)



 W160	The War of 1812		●	●
 W161	World War I: The Battlefield			●
 W162	World War II: The Battlefield			●

EARLY SOCIETIES



EGYPT (170-179)

 W170	Canopic Jar		●	●
 W171	Hieroglyphic Pharaoh		●	●
 W172	Egypt In Relief		●	●
 W173	Paint Amon Ra (Amun/Amen)		●	●
 W174	Paint Horus		●	●
 W176	The Sarcophagus		●	●




GREECE (180-189)

 W180	Greek Architecture & Art		●	●
 W181	Ancient Grecian Coin Relief		●	●


ROME (190-199)

 W190	When in Rome		●	●
 W191	Roman Coin Relief		●	●

Workshop Categories		APPROPRIATE DIVISION		
Workshop #	WORKSHOP NAME	P	J	I

MEDIEVAL (210-219)				
 W210	Fun, Fantasy & Fairy Tales	●	●	●
 W211	The Medieval Knight—Drawing		●	●
 W212	The Medieval Knight—Clay relief		●	●
 W213	The Medieval Manuscript		●	●
 W215	Medieval Triptychs		●	●
 W216	Medieval Coat of Arms –Drawing		●	●
 W217	Medieval Coat of Arms –Relief		●	●
 W218	Sculpt-a-Dragon		●	●

OTHER (220-290)

 W220	Studying an early society? Talk to us about custom workshops available!		●	●
--	--	--	---	---



Workshop Categories		APPROPRIATE DIVISION		
Workshop #	WORKSHOP NAME	P	J	I
Appreciating Art & The Artist [In the style of...] (300-399)				
W300	The Group of Seven	●	●	●
W301	Tom Thomson	●	●	●
W302	Emily Carr	●	●	●
W303	William Kurelek		●	●
W304	Pablo Picasso	●	●	●
W305	Salvador Dali		●	●
W306	Edvard Munch		●	●
W307	Norval Morisseau	●	●	●
W308	Georgia O'Keeffe		●	●
W309	Henri Matisse		●	●
W310	Vincent Van Gogh	●	●	●
W311	Andy Warhol		●	●
W312	Leonardo Da Vinci		●	●
W313	Michelangelo		●	●
W314	Raphael: Heavenly Bodies	●	●	●
W315	Claude Monet		●	●
W316	Roy Lichenstein		●	●
W317	Henry Moore		●	●
W318	OTHER ARTISTS—see description	●	●	●

Workshop Categories		APPROPRIATE DIVISION		
Workshop #	WORKSHOP NAME	P	J	I
The Art of Special Occasions (400-450)				
W400	Christmas Theme	●	●	●
W401	Easter Theme	●	●	●
W402	Mother's Day Theme	●	●	●
W403	Father's Day Theme	●	●	●
W404	St. Patrick's Day Theme	●	●	●
W405	Thanksgiving Theme	●	●	●
W406	Earth Day Theme	●	●	●
W407	Valentines Day Theme	●	●	●
W408	Olympics Theme	●	●	●
W409	Halloween Theme	●	●	●
W410	Remembrance Day Theme	●	●	●
W449	Other Themes (upon request)	●	●	●



SCAN To CALL
And Reserve
TODAY!



SCAN To View Online
Program Information,
Catalogue & More!

GETTING STARTED

We suggest taking the first 3 workshops, which introduce materials and basic techniques, before moving on to the next series of workshops.

ALL JK classes should take these workshops first.


K01 - Kinder Colour (JK & SK) An integrated introduction to art through hot & cold colours.

K02 - Kinder Paint (JK & SK) Provides a beginning to colour theory and the proper use of tools and materials.


K03 - Kinder Klay (JK & SK) A glimpse into the world of sculpture through the use of clay.



K09 - Body Building (SK only)
Oil Pastel Drawing—"We're more than just a head." The class takes a closer look at themselves & adds various parts to their portraits to create a full figure.


 **K10** - Dinos in Clay (SK only)
Sculpture—Discover a method of using clay to create a dinosaur.

K11 - Pop-Up Clay Reliefs (JK or SK)
Sculpture – Learn about flat vs. 3 dimensional sculpture. Choices include: a penguin, fish, butterfly, or pig.

 **K12** - Kinder Patterns (JK & SK)
Oil Pastel Drawing – Using symmetrical patterns, or sequencing, explore their use to draw a snake, butterfly or Easter egg.

K13 - Kinder Motion (SK only)
Oil Pastel Drawing – Investigate various vehicles by capturing their likeness and discover their importance in our world.

K14 - E I E I Oh! (SK only)
Oil Pastel Drawing or Paint – Create and examine our farm friends by investigating their shapes, colours and form.

 **K15** - Kinder Holidays (JK & SK)
Oil Pastel Drawing or Paint or Sculpture – Create art for special occasions such as Halloween, Christmas, Valentines Day, Easter and many others.

K16 - Kinder Tales (JK & SK)
Oil Pastel Drawing – Create a character from a nursery rhyme or a fairy tale (teachers selection in collaboration with Gallery Educator).


K17 - Kinder Cartoons (SK only)
Oil Pastel Drawing – Introduces children to the basics of drawing cartoon characters.



What's Next?!

K04 - Kinder Animals (JK & SK)
Oil Pastel Drawing – A choice of wild, domestic, or farm animals. This is an introduction to the drawing of animals using simple shapes while touching on fore, middle and backgrounds .



 **K05** - Kinder Portrait (JK & SK)
Oil Pastel Drawing – Examines emotions, colours, and facial features.

K06 - Kinder Touch (JK & SK)
Oil Pastel Drawing & Collage – A discovery of texture through sight and touch.

K07 - Kinder Shapes (JK & SK)
Oil Pastel Drawing & Collage – Explores geometric shapes through the creation of a picture using oil pastel & glue/paste techniques.





CORE WORKSHOPS: DRAWING

W001-Drawing Feelings:

Students learn how to express feelings and mood through this workshop while discovering basic cartooning and its use of abstraction (organic and geometric shapes).

W002-Drawing On Occupations:

Explore the world of occupations through the drawing of occupational portraits.

W003-From Apples To Oranges:

Fruit or vegetables are re-created by comparing colour, shape, texture, and source of light.

W004-Floral Still Life:

A traditional floral drawing is created in 2 dimensions.

W005-Landscape In Perspective:

An introduction to perspective drawing and learn how to create a 3 dimensional image on a 2 dimensional surface.

W006-Light & the World:

An introduction to perspective drawing using geometric forms focusing on light and shadows, finishing with a monochromatic moonscape or an Inuit landscape.

W007-The City: (Grade 6+)

An introduction to drawing landscapes through 1 & 2 point perspective and the horizon to create buildings in a cityscape.

*Students require pencils, erasers & a ruler.

W008-Drawing from Still Life:

Students will explore a number of visual art techniques by drawing still life objects and settings. A choice of one of the following materials can be used in the workshop: charcoal, conté, pastels, or paint.

W009-Life Drawing Basics:

A number of life drawing concepts are explored including: proportion, contour drawing and gesture drawing.

Materials used include: pencils, charcoal, and/or conté.



CORE WORKSHOPS: PAINT

W010-Pots of Paint: (Gr 1-3)

An introduction to the art and science of colour mixing to understand the colour wheel (primary & secondary colours) and produce a final piece of art.

W011-Painting & Percentages: (Gr 4-8)

Expanding knowledge of the art and science of colour through the use of percentages & colour theory (primary, secondary & tertiary colours).

W012-Making Compliments:

Using either paints or pastels students explore the three pairs of complimentary colours.

W013-Sticks & Stones:

Discover how to use tools other than brushes to explore new ways to paint.

W014-Printmaking:

Explore some basic elements of printmaking using the stencil print-making techniques.

W015-The Monochromatic Landscape:

The class will use tinting and shading techniques to explore the concepts of transparent, translucent and opaque while creating a single colour landscape.



CORE WORKSHOPS: SCULPT



W020-From Mud To Art:

The class will be introduced to the basic concepts and techniques of 3 dimensional sculpture through the medium of modeling clay.

W022-Finding Relief In Mud:

Students create a raised image (like those found on a medal) in clay. Various topics are possible including coat of arms, plants, insects, and animals using geometric shapes in relief.

W023-The Muddy Head:

The art of sculpting a cartoon head in 3-Dimensions is explored while emphasizing the structure, proportions and key features of the face while students personalize their own creation.

W024-Comics In Clay:

This relief clay sculpture explore the basics of cartooning through a stylized cartoon character.

W025-Sculpt An Animal: Custom animal requests!

This sculpture can be either a relief or a three dimensional sculpture; our staff can advise the best type based on your students' grade, abilities and animal chosen.



ESSENTIAL WORKSHOPS

LOOKING AT OURSELVES (W030+)

W030-My Reflection:

Students create self-images while learning the basic elements of executing a portrait.



W031-Ourselves & Cartoons:

The art of the caricature is introduced by constructing self-portraits that explore emotions, body, and facial expressions. [Popular with Grade 8 classes for *Cartoon Graduate Portraits!*]

COMMUNICATING WITH ART (W040+)


W040-The Illustrated Story: (For Grades 7 & 8)

Use a literary example to create a series of illustrations in comic form. *Students require pencils, erasers & a ruler.

W041-The Comic Strip:

Our instructor will lead your students through learning how to compose a 4 frame 'comic' strip to tell a simple story.

*Students require pencils, erasers & a ruler.



W042-Editorial Cartoon:


Design a cartoon in the style of editorial cartoons found in the newspapers. Topics can be political or around a topic pertinent to the students and the classroom.

W043-Poster Pizazz:

Using a theme being studied in the classroom, students will produce an artistic poster to communicate ideas around an individual theme or one being studied by the class.

W044-The Illustrated Haiku:

Understand and learn the basics of Haiku poetry and Chinese brush painting through the creation of a haiku with an accompanying painted illustration.



ART & DRAMA (W050+)

W050-Animal Masks: Moulds are used to create a paper maché animal mask from a diverse class selection. These make great additions to dramatic presentations in the classroom.

The workshop focuses in on the construction and applying the maché to build the masks. *This can be combined with the "W053-Finishing Touches!"* workshop to complete the decoration of the masks or they can be completed with the classroom teacher. It is recommended that the workshops be booked a week apart to allow for the drying of materials and the application of the design.

ART & DRAMA (W050+) CONTINUED...



W052-Helmet Masks:

Create the most amazing three dimensional masks using animals as the theme. Suitable for grades 4 and up. This workshop focuses in on the construction of the masks. >>*This can be combined with the "W053-Finishing Touches!"* workshop to complete the decoration of the masks or they can be completed with the classroom teacher. It is recommended that the workshops be booked a week apart to allow for the drying of materials and the application of the design. *Students work in pairs and please remember to provide 1 roll of 2 inch wide masking tape for every two students.

W053-Finishing Touches!

(Pre-requisite completion of one of the following: W050/ W052) Add some flair to your masks and bring them to the next level by finishing them in this unique workshop which assists the completion of your mask with the appropriate materials for your type of mask. Designed to bring vibrancy to your masks, students will enjoy adding these details which may include the use paint or tissue application to decorate (method predetermined by mask types).

W054-Flying Fox Bat Masks:

Create fabulous flying fox bat masks using drawing as the basis for this exploration. A lesson on bats is included in the art workshop.

W055-Art & Drama The Workshop!:

Explore the integration of visual arts and drama – focusing on expression, character, role-play and mime.

Booking depends upon instructor availability.

ART & MATH (W060+)



W060-Co-ordinate Co-ordination:

Students create finished artworks by referring to both art and math grids. The emphasis of this workshop is on mapping, estimation, and relationships.

W061-Tangrams & Tessellations:

Inspired by the work of M.C. Escher students will explore a variety of mathematical concepts (such as tangrams, tessellations, Mobius strips) using art techniques.

W062-OP Art & the World of Optical Illusions:

Explore the world of optical illusions in art as students create their own optical oil pastel artwork.



ART & SCIENCES WORKSHOPS

INSECTS (W070+)

W071-As Cute As A Bug:

From the head, through the thorax, to abdomen, students combine art and science to gain an understanding of the major characteristics of an insect.

W072-Catching the Colours:

Capture the colour and beauty of butterflies and moths through the creation of wing patterns. This workshop explores symmetry and abstract concepts.

W073-The Relief of Butterflies:

Re-create a butterfly using the sculptural form of relief.



W074-Butterfly Life Cycle:

Re-create the butterfly life cycle in a workshop that connects drawing and science.

W075-Insects Close Up:

Designed for students gr. 4 and up this workshop takes a more detailed approach to drawing some familiar creepy crawlies and more.

ANIMALS (W080+)

W080-Animals On The Farm:

Whether studying farm life or supplementing a trip to a farm or agricultural fair, this workshop focuses on breaking an animal down into its geometric shapes to gain an understanding of physical characteristics.



W081-Animals In The Wild:

It's omnivores, carnivores, or herbivores! Students learn to draw one of Canadian, arctic, jungle or rainforest animals while using geometry, quadrants and estimation.

W082-Animals In The Home:

The family dog, cat, or an even more peculiar animal can be explored in this workshop using geometric quadrants and estimation.



W083-Artistic Amphibians+:

Whether it's a frog, a snake, a turtle, or a lizard, a close look at land and water creatures is what this workshop is about.

W084-Endangered Species:

Take a look at an endangered species while exploring art skills and techniques.

ANIMALS (W080+) CONTINUED...

W085-Baby Animals:

Focusing on baby/young animals, this workshop focuses on the elements of recreating images by breaking an animal down into its geometric shapes to gain an understanding of its major physical characteristics.

W086-Rainforest Animals:

From tree dwelling to forest floor, create a fantastic work of art while exploring an animal of this unique habitat.



W087-Jungle Animals:

Monkeys, Tigers, Parrots and much more!

Students will create an artwork that will focus on an animal from one of the many jungle habitats around the world!

W088-Arctic Animals:

BRRRRRRR! Focusing on one animal, an arctic adventure awaits as we explore this chilly section of our ecosphere through art.

W089-Canadian Animals:

It's all ABOUT us, Eh! Have fun creating this fabulous work of art which focusses on an animal from one of the many habitats we have from coast to coast!




PALEONTOLOGY (W090+)

W090-Broken Down Dinos:

The class is introduced to the basic elements of cartooning through the creation of dinosaurs.

W091-Dinos In Close Up:

A portrait is created that examines composition and colouration of a dinosaur head.



W092-Sculpta-Dino:

Sculpt a dinosaur using clay while exploring the concepts of shape and construction.



W093-Making Fossils:

Explore the concept of relief sculpture as compared to three-dimensional sculpture by working in clay.



ART & SCIENCES WORKSHOPS *continued...*

OUTER SPACE (W100+)

W100- Spacescapes:

Using oil pastels the class will explore the vastness of space. Positive & negative space will be emphasized through the creation of stars & planets and the emptiness that surrounds them. Finished work may include a pop-up space ship to float in space!



W101-Alien Imagination:

Students will create an illustration of an alien that could inhabit other worlds while considering environmental evolutionary factors.




PLANTS & ECOSYSTEMS (W110+)

W110-Botanical Breakdown:

From the petal to the sepal or the fruit to the root, students use visual art techniques and concepts to explore the parts of flowers or plants. The class can also examine symmetry and asymmetry in flora.

W111-Plants In Their Season:

Create a coloured sketch that explores the life cycle of a tree or plant.



W112-Ponds & Plants:

Participants illustrate plant life in a pond landscape.

W113-W116: Ecosystems:

Students will create an illustration which explores the various aspects of one of the following ecosystems including animals and plant life:

W113: The Rainforest

W114: Wetlands

W115: The Desert

W116: The Arctic

W117-The Water Cycle:

A FUN way to learn about the various stages in the water cycle through creating a memorable artwork.



THE OCEAN (W120+)

W120-Coral, Fish, Whales & More:

Examine examples of life in the world's seas and oceans and gain an understanding of their major characteristics.



THE OCEAN (W120+) *continued...*

W121-The Ocean Floor:

Explore the formations of the ocean floor through an illustrative seascape.



W122-Sea Shells & Sea Shores:

Visually explore the seascape through colour and light while investigating the effect of air and water on the environment.

EARTH (W130+)

W130-Energy & Our World:

Learn about energy through an illustrated drawing.

W131-Weather Wise:

Cloud formations, their characteristics and visual construction are examined through recreation using drawing techniques.



W132-Violent Earth:

Volcanoes, tornadoes, or other natural phenomena are recreated through line, colour and form.

W133-Our Changing World:

Artfully exploring the theme of global warming by creating an appropriate drawing or painting.

W134-The Rockies:

Create a landscape with snow capped Rocky Mountains & a glacier.

W135-The Prairies:

Examine the prairie landscape and the different way westerners see the land and sky.

W136-Niagara Perspective:

Students explore either Niagara Falls or the Niagara Escarpment through illustration.



W137-Recycling Theme:

Artfully exploring the theme of Recycling by creating an appropriate drawing or painting.

FLIGHT (W140+)

W140-Bird-In-Hand:

Explore the structure of birds, in or out of the nest.

W141-Flying High:

A panoramic exploration of a bird or birds in flight.

W142-Create a Decorative Kite:

Using drawing techniques as a basis create decorative kites which explore a variety of flying animals including: fruit bats, butterflies, birds, Japanese dragons etc.. These lessons are combined with an informative lesson on the related animals.



W143-Principles of Flight:

Through cartooning examine an aircraft or spacecraft and illustrate the principle of lift.



ART & HISTORY WORKSHOPS

NORTH AMERICAN (W150+)

W152-Pioneer Living:

Learn about pioneer life by creating a drawing that explores the homestead.



W153-The Western Pioneers:

Create an artwork that illustrates Prairie life. This workshop can be done in the style of William Kurelek or C.W. Jeffreys - see **L2 W14** In The Style of...

W154-New France:

Examine France's contributions to Canadian history through illustration.

W155-Plains of Abraham to the War of 1812:

Create a drawing of a soldier and an appropriate landscape from the Battle of the Plains of Abraham.

W156-Canadian Government:

Connect your current studies by creating a drawing of the Canadian Parliament buildings.



W157-Canadian Relief Coin:

Connect your current studies by creating a relief sculpture of a Canadian coin.



WORLD (W160+)

W160-War of 1812:

Create a drawing of a soldier and appropriate landscape from the War of 1812.

W161-World War I - The Battlefield:

Gain an understanding of the battlefield conditions through an illustrative landscape



W162-World War II - The Battlefield:

Gain an understanding of the battlefield conditions through an illustrative landscape.

EARLY SOCIETIES (170-219)

EGYPT (W170+)

W170-Canopic Jars:


Create a traditionally inspired canopic jar in clay incorporating ancient Egyptian hieroglyphics and symbols.



W171-Hieroglyphic Pharaoh:

Explore King Tut or Queen Nefertiti & Hieroglyphs through a drawing.

EGYPT (W170+) continued...



W172-Egypt in Relief:

Using the art form of relief create a raised tile using traditional symbols from Egypt.

W173-Paint Amon Ra (Amun/Amen):

Explore some of the religious aspects of ancient Egypt through a painting of the sun god Amun-Ra.

W174-Paint Horus:

Explore the falcon god closely associated with numerous Egyptian pharaohs through a painting of the most celebrated of the avian deities.



W176-The Sarcophagus:

Create an illustration as a diptych or flip-up of a sarcophagus featuring both external and internal views.

GREECE (W180+)

W180-Greek Art & Architecture:

Create a stylized drawing of the Parthenon and an amphora.

W181-Ancient Grecian Coin Relief:

Create a clay medallion in the style of a Greek coin.

ROME (W190+)



W190-When in Rome:

When in Rome, do as the Romans did! Visit the Coliseum & the lions through an oil pastel drawing.

W191-Roman Coin Relief:

Create a clay medallion in the style of a Roman coin.

MEDIEVAL TIMES (W210+)

W210-Fun, Fantasy, & Fairy Tales:

Explore fairy tale conventions as we explore the interpretation & drawing of fantasy stories or fairy tales through creating a stylized drawing typical to genre.



W211-The Medieval Knight (Drawing):

Elements of cartooning are applied to examine a knight of medieval times

W212-The Medieval Knight (Clay Relief):

Elements of cartooning are applied to examine a knight of medieval times in a clay relief sculpture.



ART & HISTORY WORKSHOPS

EARLY SOCIETIES (170-219) *continued...*

MEDIEVAL TIMES (W210+) *continued...*

W213-The Medieval Manuscript:

Work as a Manuscript Illuminator by creating an illuminated letter in this fantastic artwork reminiscent of the time period.



W215-Medieval Triptychs:

Students will create a three paneled artwork to imitate a popularly used technique during medieval times.



W216-Medieval Coat of Arms (Drawing):

Illustrate your very own coat of arms characteristic of the Medieval period.

W217-Medieval Coat of Arms (Relief):

Construct a relief sculpture from clay in the shape of a shield with elements of a coat of arms .

W218-Sculpt-a-Dragon:

Fantastical creatures come alive in this workshop where students create and sculpt their very own dragon out of clay!



OTHER TOPICS (W220-290)

*See the *Index* at the front of this document for current *OTHER Early Society* themes available.

ART HISTORY & IN THE STYLE OF WORKSHOPS

APPRECIATING ART & THE ARTIST (W300+)

*See the *INDEX* at the front of this document for current ARTIST workshops available.

W318-Other Artists:

Workshops on other artists may be available as a special request. Topic availability & required development time is at the sole discretion of the Niagara Falls Art Gallery. Please inquire.



THE ART OF SPECIAL OCCASIONS (W400+)

*See the *INDEX* at the front of this document for current *Special Occasion* themes available.

Through the application of decorative arts students learn about special occasions.

W449-Other Special Occasion Themes:

Workshops on other SPOC Themes are available as a special request. Topic availability & required development time is at the sole discretion of the Niagara Falls Art Gallery. Please inquire.



CUSTOM WORKSHOPS

Custom workshops on other topics may be available as a special request. Topic availability & required development time is at the sole discretion of the Niagara Falls Art Gallery. Please inquire.



What's On @ Your Gallery?

Visit us online to find out more about our education programs including our art classes for children on Saturdays, our evening classes for youth (15+) and adults or even our  **YouTube** channel!

www.niagarafallsartgallery.ca

EDUCATION / EXHIBITIONS / IN PERSON & ONLINE LEARNING / MORE+

Follow us



on social media!

